


LEARNING - FROM - HOME

ENGLISH

Year 1/2



Draw a picture of the main character from your favourite TV show. Around the picture, write words or phrases that describe their internal and external traits. See if you can come up with at least 15 traits.

Write your first and last name on a piece of paper. Cut out each letter and see how many words you can make. Write them in your journal. Can you make at least 25 words using only these letters?

Listen to a picture book. Make a character profile for the main character. Draw a picture of them, describe their personality, explain how they were feeling throughout the book and make a list of their actions.

Have you ever thrown a surprise party? Write a procedural text explaining how. Be sure to include a list of materials and a drawing to show each step.

Read or listen to a picture book. Using sentences and drawings, explain the conflict and the resolution of the text. Then, make a list of the main events that took place in chronological order.

Have each member of your family write a silly sentence. Don't forget to write one yourself! Put the sentences together to make a silly story. Be sure to give your story a title. Afterwards, read the story to your family.

Read or listen to a picture book. Imagine you are taking a holiday to the setting of the story. Design a postcard from the trip. Write to a friend explaining what you are doing while there.

Look around your home. Make a list in your journal of all of the items you see that include one of these digraphs: /ch/ /ph/ /wh/ /th/ Graph your results.

Write a poem about rabbits. In your poem, use the words **bunny**, **honey** and **funny**. Make an illustration to go with your poem. Then, read your poem to a family member.

In your journal, draw a self-portrait while looking in a mirror. Then, around the image, write 12 adjectives describing yourself. They can be a physical description or adjectives that describe your inner self.

Find an article in a magazine or newspaper. In your journal, make a list of the text features the author used in the story. Explain why you think they included each one.

Choose 7 items in your home. Write them in your journal. How many words can you rhyme with each one? See if you can think of at least 8 words for each item. Was one easier to rhyme than the others?


LEARNING

- FROM -

HOME

MATHS

Year 1/2

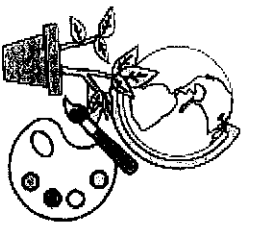


<p>Roll playdough into the shape of a log. Divide the log into 2 equal pieces. Draw and label each part (fraction) in your journal. Do this 2 more dividing the log into 4 and 8 equal pieces.</p>	<p>Roll a die 3 times. Make a 3-digit number. Do this 4 more times, writing your numbers in your journal. Draw a pictorial model of each number, then represent each number in words and expanded form.</p>	<p>Fill each square of a hopscotch board with an operation and number, e.g. +24, -7. Have a family member call out a number. Throw a small rock onto the board. Hop to the rock and complete the equation.</p>	<p>Using a ruler, draw a square with a perimeter of 30 cm. Then, find the area of the square using a small item, e.g. beans, cereal, coins. How many can you fit neatly inside the square?</p>
<p>Make a tally chart showing the different colours of shoes in your home. Use this information to make a bar graph. Be sure to label your graph. Write 3 questions for a family member to answer.</p>	<p>Look around your kitchen. Find an item in the shape of a sphere, a cone, a cylinder, a rectangular prism, a cube and a triangular prism. Draw and label a picture of each one in your journal.</p>	<p>With a family member's help, make a hundreds chart outside using the numbers 101-200. Throw a small rock onto a number. Say the number that is 10 more, 10 less, 100 more and 100 less than the number.</p>	<p>Find 20 small rocks or leaves outside. How many different ways can you put this set of 20 items into equal groups? Draw a picture showing each way in your journal.</p>
<p>Outside, draw 2 bullseyes with chalk. On one, write a 2-digit number in each ring. On the other, write specific +/ - operations, e.g. -25, +32. Toss a rock in each bullseye. Complete the equation. Repeat.</p>	<p>Ask each family member for two 2-digit numbers. Write them down and cut them out. Make an open number line using tape on the floor. Place each number where it belongs.</p>	<p>Make 3 columns in your maths journal. Roll a die 3 times and make a 3-digit number. Write it in the centre column. To the left write a number less than this, and to the right a number greater. Repeat 9 times.</p>	<p>Outside, draw a large clock face with no hands using chalk or a rock. Have a family member call out a time. Using your body as the clock hands, make the correct time. Repeat at least 10 more times.</p>

LEARNING - FROM - HOME

OTHER AREAS

Year 1/2



<p>Hide an item somewhere in your home. Draw a map leading someone to its location. Give your map to a family member to find the hidden treasure!</p>	<p>Lie down with the bottom of your socked feet touching the wall. Slide your feet up the wall and use them to draw 2D shapes. How many shapes can you draw before putting them down?</p>	<p>Write a song and create a dance about learning at home. Teach it to your family members and record yourselves performing it.</p>	<p>Using empty toilet paper and paper towel rolls, tape and scissors, build a cardboard marble run. Can you make one that incorporates at least one drop?</p>
<p>Stand in front of a ticking clock. With each tick, alternate touching your head, shoulders, knees and toes. Continue this activity for at least 2 minutes.</p>	<p>Have a family member help you access Google Maps on a computer. Type in your address. Try to locate these places: the closest grocery store, your school, the closest park, any rivers or lakes close by.</p>	<p>Have an adult put a 5-metre piece of painter's or masking tape down on the floor. Put on some music and walk one foot over the other across the straight line. Can you walk on it backwards and stay on?</p>	<p>Look inside your refrigerator. Find 5 items that are a solid and 5 that are a liquid. In your journal, make a T-chart listing each item. What do you think would happen to each item if it was heated?</p>
<p>Think of a situation in nature where a plant provides shelter for an animal. Draw a picture and explain the interdependence that takes place between the two living things.</p>	<p>Try your hand at the ancient Japanese art of paper folding, or origami. Choose one of the animals to make. Follow the steps and see how it turns out. It may take several tries, but don't give up!</p>	<p>Spend some time colouring the Easter Bunny Mindful Coloring Sheet.</p>	<p>Complete each of the following exercises for one minute each, counting to see how many you can complete: sit-ups, star jumps, squats, push-ups, and rocket jumps. Make a bar graph showing your results.</p>

Y1/2 Spelling Homework

Focus: /o-e/ as in note

Learning at home

Name: _____

Say the word, write the word	Monday	Tuesday	Wednesday	Thursday
Red Spelling Words				
note				
home				
rope				
joke				
woke				
hope				
Orange Spelling Words				
smoke				
spoke				
globe				
slope				
stone				
alone				
Green Spelling Words				
joking				
hopeful				
remote				
lonely				
froze				
hoping				



Caulfield
JUNIOR COLLEGE

555 CAULFIELD ROAD
CAULFIELD VIC 3161

1/2 Specialists Section

LOTE, Visual Arts, Performing Arts, P.E.

LOTE FRENCH – Bonjour 🎧 Try to answer the 2 questions then match the French sentences with their English translation. Extension: watch and sing: <https://tinyurl.com/didou12>

Quelle est la date aujourd'hui ? _____

Quel temps fait-il ? _____










- | | | |
|-------------------------------------|-----------------------|---------------------------------|
| dessine-moi une fleur pour ma maman | <input type="radio"/> | that moves with the wind |
| d'un jaune resplendissant | <input type="radio"/> | draw me a flower for my mummy |
| qui bouge avec le vent | <input type="radio"/> | of a bright yellow |
| Et un papillon ? Ou un gros lion ? | <input type="radio"/> | And why not a big truck!? |
| Et pourquoi pas un camion !? | <input type="radio"/> | And a butterfly? Or a big lion? |

VISUAL ARTS Year 1/2

Go on a texture hunt! See if you can find objects around your home that have these textures below. Draw or write what you found.

TEXTURE

Real texture is how something feels (like bumpy, soft, smooth, rough or spiky). Visual texture is how an artist creates the illusion of texture on a piece of paper. Use your imagination to draw these textures.

Spiky	Soft	Bumpy
		
Stone	Brick	Fluffy
		
Sandy	Woven	Wooden
		

PERFORMING ARTS

Musical soundscape

Compose a musical soundscape (30 seconds) using found sound (anything you have at home that makes sound) that describes one of the 4 seasons (summer/autumn/winter/spring). If you like, record a video or your composition.

Music composition

Write a 1 bar rhythm (like we have been doing in class) using ta, ti and za. Practice it using body percussion. If you like, video yourself performing it.

PHYSICAL EDUCATION

#	GRADE P-2 100 POINT CHALLENGE How many points will you earn?	Points	Points Earned
1	Bounce a ball with your left hand 5 times. Bounce a ball with your right hand 5 times.	2	
2	Throw a ball against a wall with your dominant hand and catch it with your opposite hand 5 times. Then do it the opposite way	2	
3	Throw a small ball in the air and clap 3 times before catching it	2	
4	Partner catch for 5 in a row without dropping the ball	2	
5	Throw a ball up, complete a '360', then catch 5 times	2	
6	Do 10 push ups in a row	4	
7	Do 10 burpees in a row	4	
8	Do 10 step-ups in a row	4	
9	Do 20 star jumps in a row	4	
10	Hold a plank position for 45 seconds	4	
11	Kick a soccer ball through the goals (from at least 5m away)	6	
12	Complete 10 tennis tap ups in a row (is allowed to bounce in between each hit)	6	
13	Make 3 basketball shots	6	
14	Run for 800m without stopping	6	
15	With a balloon, tap it up for 30 hits in a row	6	
16	Cricke bowl and hit the stumps	6	
17	Do 10 skipping rope jumps in a row	6	
18	Complete a '2 ball juggle' for 6 catches in a row without letting the ball hit the ground	9	
19	Run for 1.5km without stopping	9	
20	Complete a workout of your choosing (PE with Joe, GESAC Fitness, Cosmic Kids Yoga etc.)	10	
TOTAL		100	

Name _____

Date _____

Simple Procedure Text Writing Scaffold

Title

Materials/Equipment/Ingredients

Steps

1.

2.

3.

4.



Subheading

Text that is larger than the rest and helps the reader identify the main idea of a section.



The Earth's oceans are home to an amazing variety of animal and plant life. Every year, more and more plastics end up in the oceans. As this continues, marine life will struggle to deal with the massive changes plastic pollution is causing.

FLOATING ISLANDS

Sea currents in the Pacific Ocean naturally form whirlpools, or gyres, which collect floating objects. In 1997, yachtsman Charles Moore sailed through the North Pacific gyre and realized it had been collecting vast amounts of plastic that had made its way into the ocean from countries all over the world.

Table of Contents

Table of Contents

From the Editor's Desk.....	5
Narrative: Crabbing at Night.....	6
Poem: Sammy the Snake.....	8
Search-a-Rooney.....	10
Procedure: How to Make a Paper Plane.....	12
Species Snapshot: Ulysses Butterfly.....	14
10 Fascinating Facts: Beaches.....	16
Earth Watch: Protecting Native Plants and Animals....	18
Comic: Team Trials.....	20
Human Histories: World Explorers.....	22
Letter to the Editor.....	24

A list of chapter or section titles and the page numbers where they can be found.

Photograph

An image, taken with a camera, that shows an important idea from the text.



 teachstarter

Glossary

F

fox *a bushy-tailed mammal of the dog family.*

H

hare *a mammal with long ears that looks similar to a rabbit*

A list of important vocabulary words and their definitions.

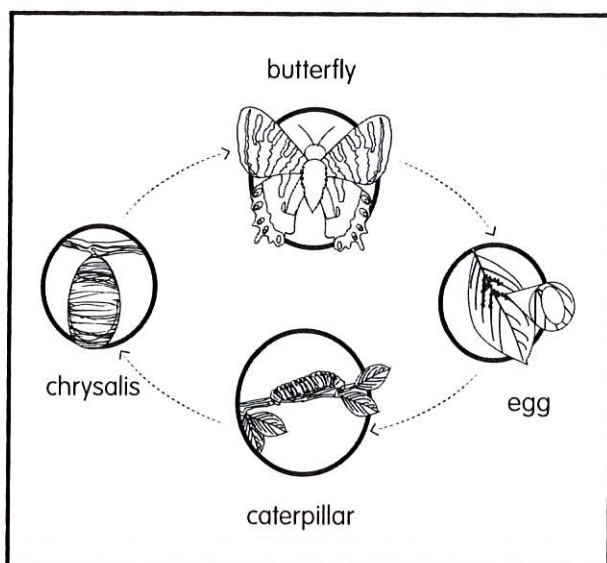
 teachstarter

Index

An alphabetical list that tells the reader where to go in the text to find information on a topic, word, or person.

bird.....	12
crab.....	6
dolphin.....	2, 16, 23
fox.....	2, 3, 19
hare.....	4, 19


Diagram



A visual that shows the parts of something and the processes of how it works.

Chart

A visual that lists and organises important information.



teachstarter

Bold Words

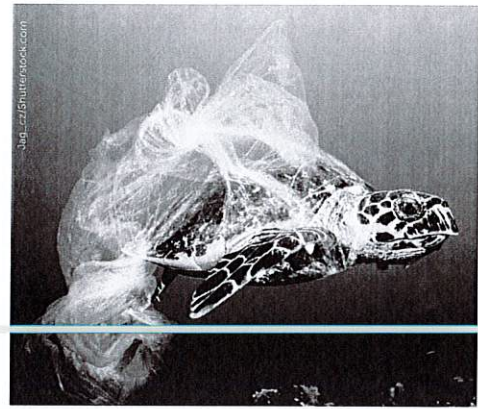
Animals that belong in a country are called **native animals**. New species that cause trouble are called **pests**. Some pests are farm animals or pets that have gone wild (or **feral**).

Words that are in **bold** are important to understanding the text and show what words the reader can find in the glossary.

teachstarter

Caption

Text that explains a photograph or illustration, or tells readers how it relates to the text.



Garbage that washes into the sea can entangle marine animals.

Italic Words

Meat Ant

Scientific name: *Iridomyrmex purpureus*

Did you know:


- Meat ants are found in all Australian states and territories with the exception of Tasmania.
- Meat ant colonies may contain more than 300 000 ants!



Words that are in italics are usually new words, important scientific terms (such as scientific names) or the titles of books or films.

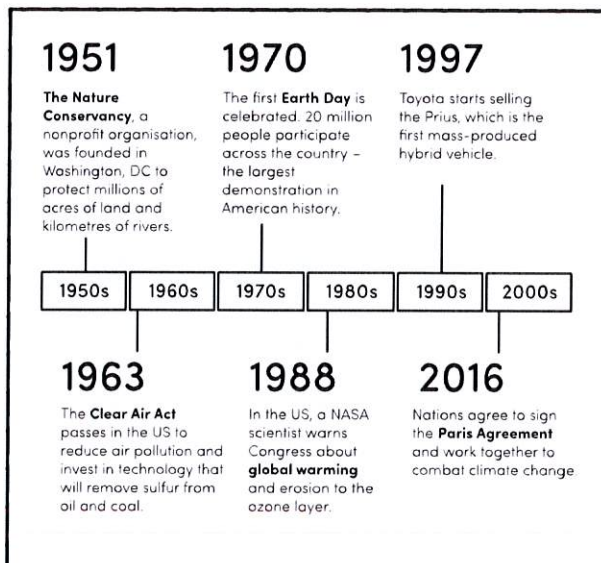
Graph

A visual that shows or compares information from the text.



teachstarter

Timeline

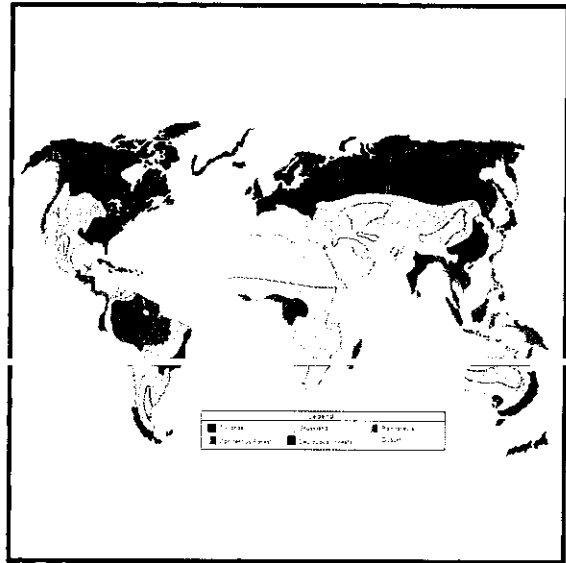


A visual that displays events in the order that they happened.

teachstarter

Map

An image or photograph that shows where something is located.



teachstarter

Table

Day	Glasses of water
Monday	☺☺☺
Tuesday	☺☺☺☺☺
Wednesday	☺☺☺☺☺☺☺
Thursday	☺☺☺
Friday	☺☺☺☺☺☺☺☺☺

A visual that organizes facts and numbers in a way that is simple to read.

teachstarter

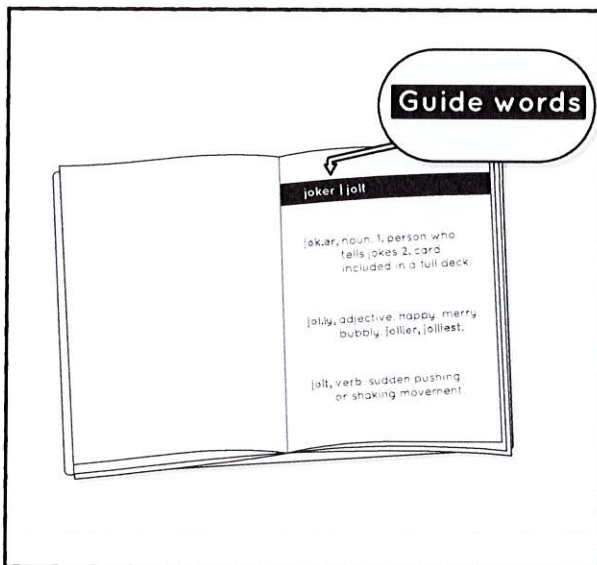
Bullet Points

Design features that make a list simple to see and understand.

Things you will need:

- torch
- tent
- insect repellent
- sleeping bag.


Guide Words





Two words printed at the top of a dictionary or glossary page to identify the first and last words found on each page.

Illustration





A hand-drawn image that illustrates an important idea from the text.




 teachstarter

 teachstarter

3D Objects


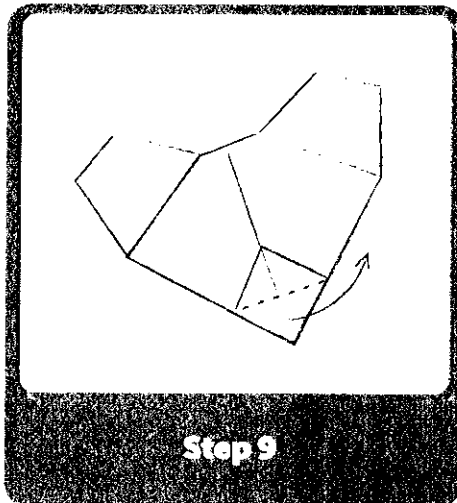
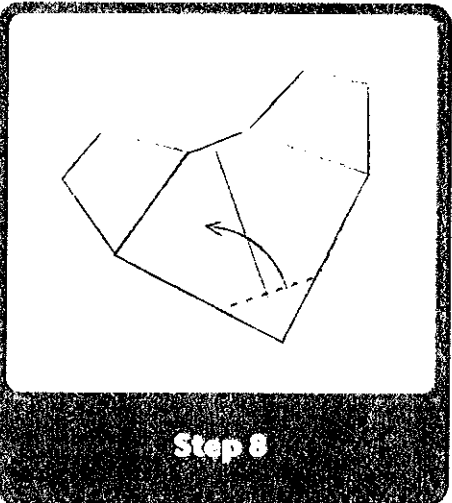

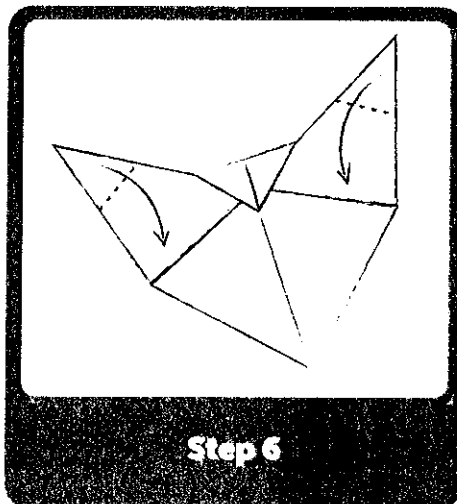
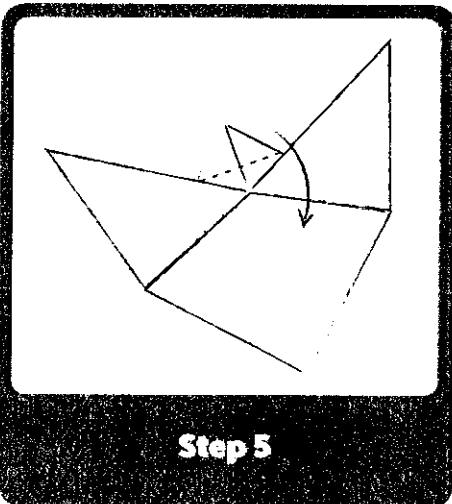
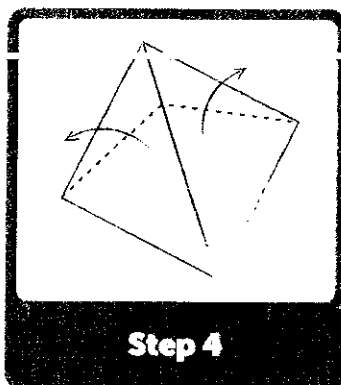
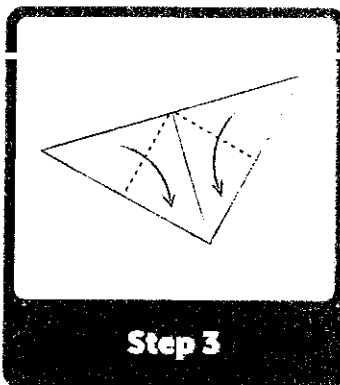
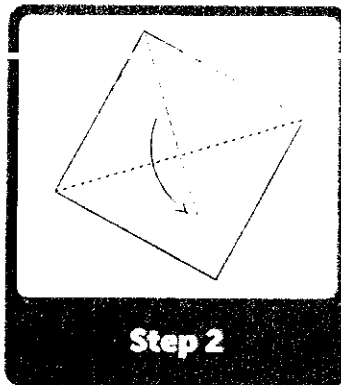
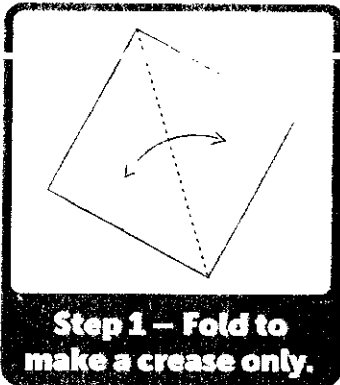




ORIGAMI

Animal Faces


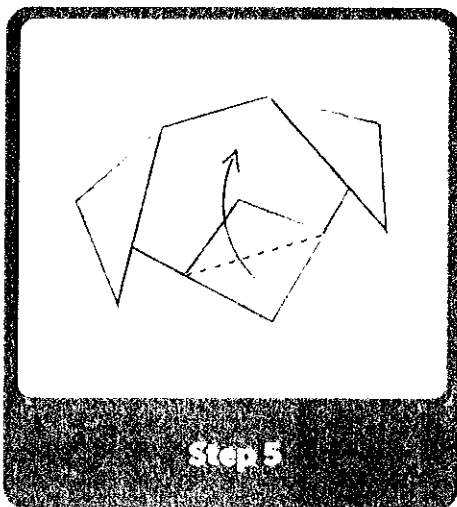
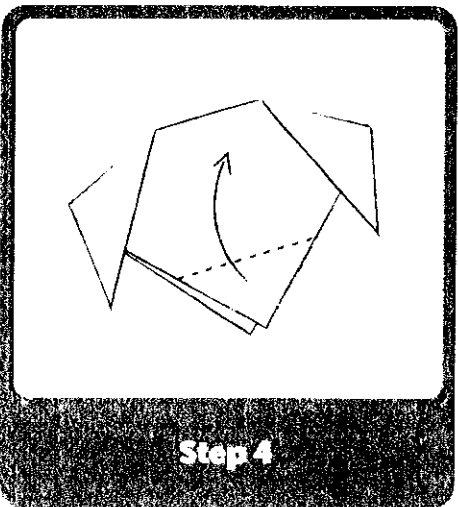
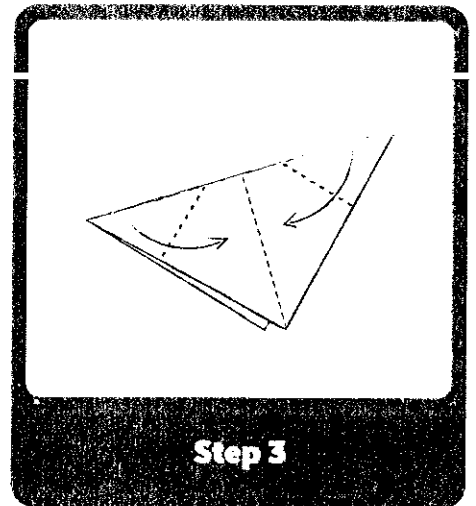

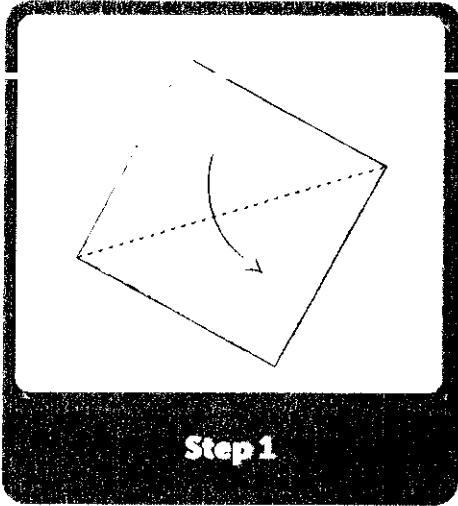
Koala



ORIGAMI

Animal Faces

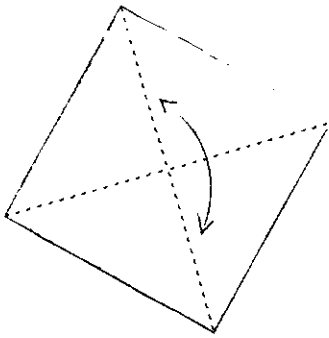
Dog



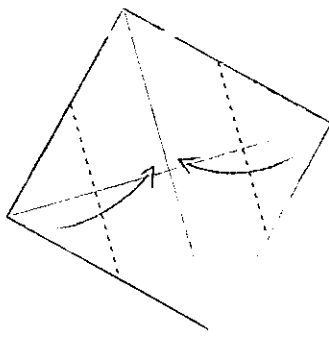
ORIGAMI

Animal Faces

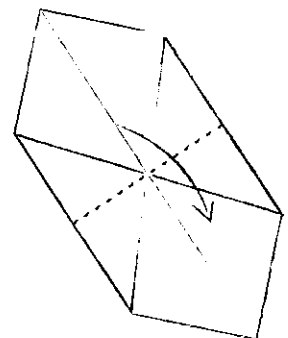
Pig



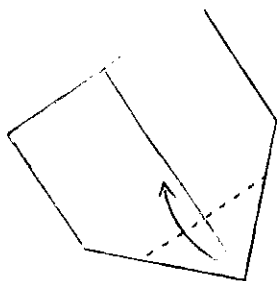
Step 1 – Fold to make creases and fold back.



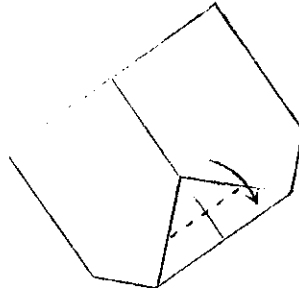
Step 2



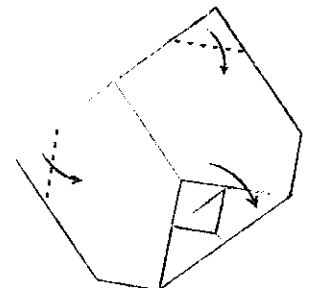
Step 3



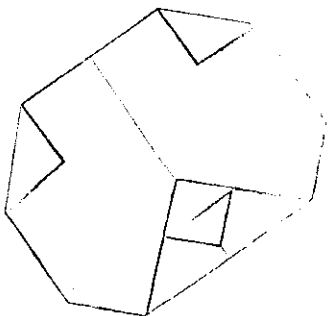
Step 4



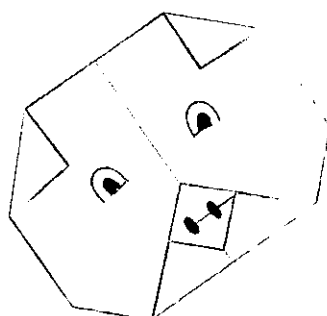
Step 5



Step 6



Step 7



Step 8 – Add some eyes and a nose.

